



# Building Guide

Colorado Chapter of the International Code Council

## Single Family Residential Patio Covers & Carports

### How to Use this Guide

Provide one set of plans, drawn to scale and complete the following (*hint: use graph paper with 1/4" squares. Example: 1/4" = 1'*): Check with your jurisdiction for additional requirements.

**1 Complete this Building Guide** by filling in the blanks on page two, and indicating which construction details will be used.

**2 Provide 1 Plot Plan** (site plan) showing dimensions of your project or addition and its relationship to existing buildings or structures on the property and the distance to existing property lines drawn to scale. See Page 2

**3 Fill out a building permit application.**

The majority of permit applications are processed with little delay. The submitted documents will help determine if the project is in compliance with building safety codes, zoning ordinances and other applicable laws.



The Colorado Chapter of the International Code Council is a professional organization seeking to promote the public health, safety and welfare to building construction. We appreciate your feedback and suggestions. To obtain a master copy of this building guide, please write to the Colorado Chapter of the International Code Council, P.O. Box 961, Arvada, CO 80001.

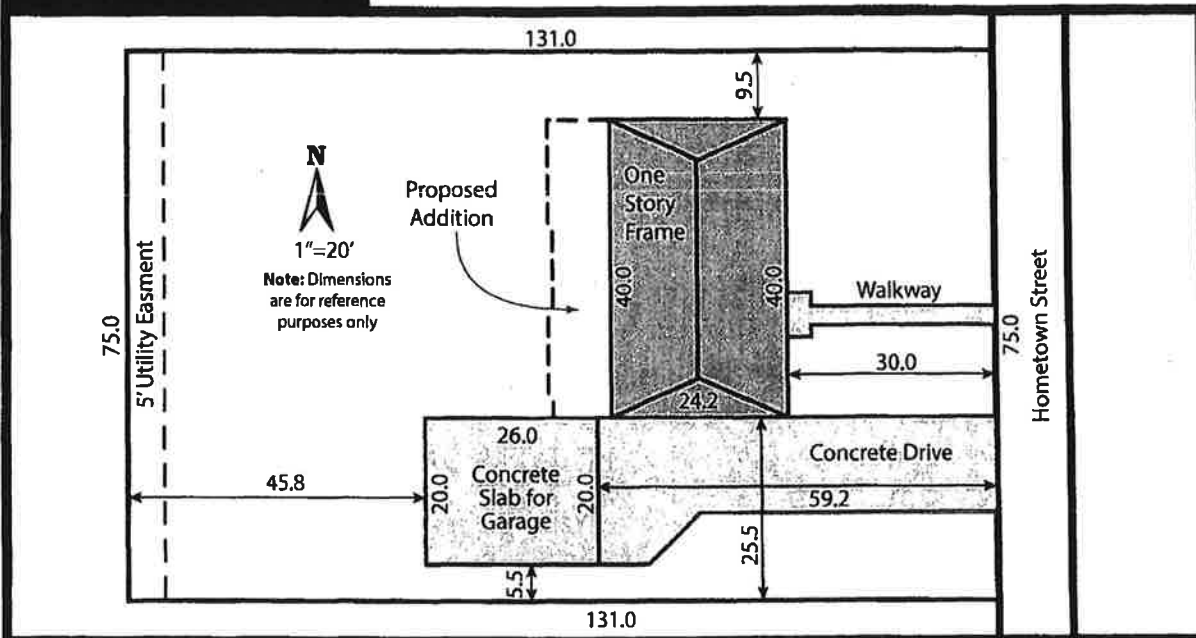
<http://www.coloradochaptericc.org>

This handout was developed by the Colorado Chapter of the International Code Council as a basic plan submittal under the 2012 International Residential Code. It is not intended to cover all circumstances. Check with your Department of Building Safety for additional requirements.

City of Thornton Building Inspection Division  
9500 City Center Drive, Thornton, CO 80229  
303-538-7250  
[buildings@thorntonCO.gov](mailto:buildings@thorntonCO.gov)

# Single Family Residential Patio Covers & Carports

## Site Plan Example



This handout was developed by the Colorado Chapter of the International Code Council as a basic plan submittal under the 2012 International Residential Code. It is not intended to cover all circumstances. Check with your Department of Building Safety for additional requirements.

**City of Thornton Building Inspection Division**  
 9500 Civic Center Drive Thornton, CO 80229  
 303-538-7250  
 buildings@thorntonCOgov

# Single Family Residential Patio Covers & Carports

## Directions

1. Fill in the blanks with dimensions and materials which will be used to build the structure. Please print legibly.
2. Indicate in the check boxes which details from page 4 will be used. Please note if any of the sides of your carport addition are closer than 5'-0" to the property line, that side of the carport must be enclosed with a solid 1 hour fire rated wall as shown in Alternate Details B and C. You must however, keep at least two sides of the carport open to conform to the building code requirements. Zoning approval is required.
3. Roofing to be installed per manufacturer's instructions, including low slope application and required inspections made.

Project Address \_\_\_\_\_

Roof Covering \_\_\_\_\_  
(example: O.C. Duration)  
See attached list of approved shingles

Underlayment \_\_\_\_\_  
(example: 15# felt with 19" laps)

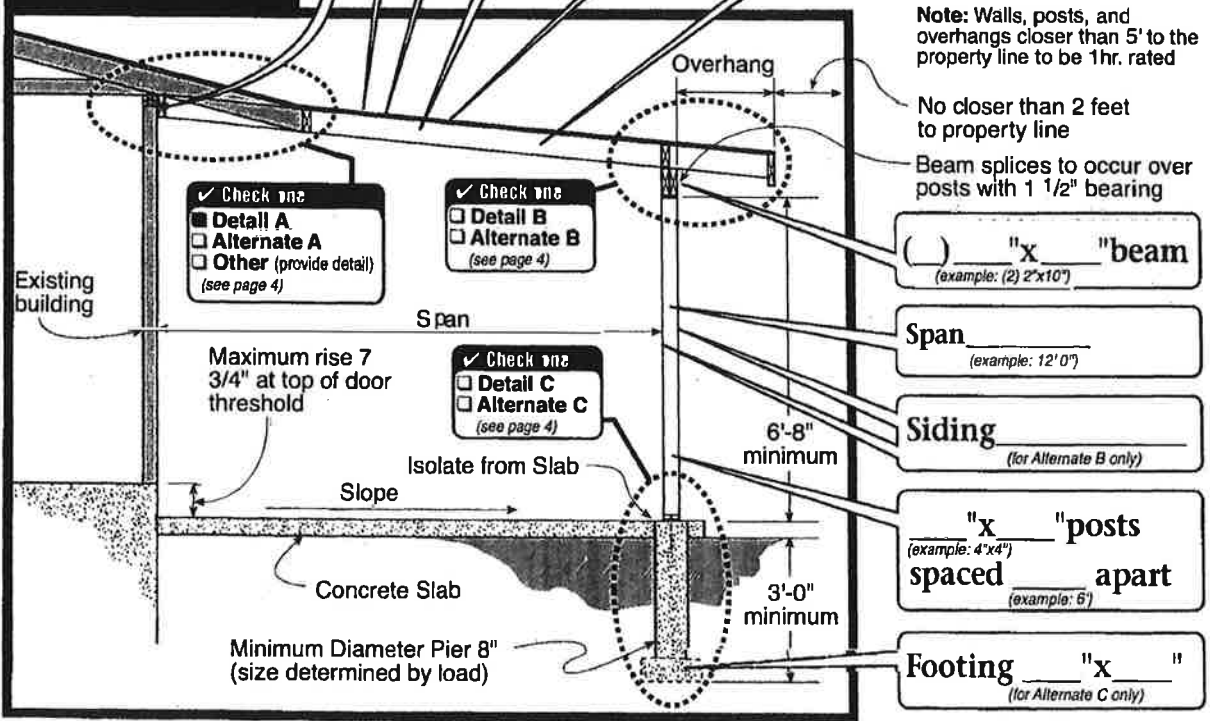
Size and Amount of Lags \_\_\_\_\_  
(example: Two 1/2"x 4 1/2" lags @ 16" O.C.)

Sheathing \_\_\_\_\_  
(example: 1/2" exie rior plywood)

12 pitch \_\_\_\_\_

2x \_\_\_\_\_ rafters spaced \_\_\_\_\_ " O.C.  
(example: 2 x 8 rafters spaced 24" O.C.)

## Patio Section

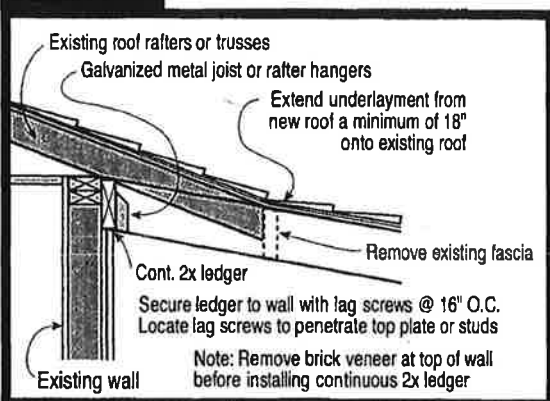


This handout was developed by the Colorado Chapter of the International Code Council as a basic plan submittal under the 2012 International Residential Code. It is not intended to cover all circumstances. Check with your Department of Building Safety for additional requirements.

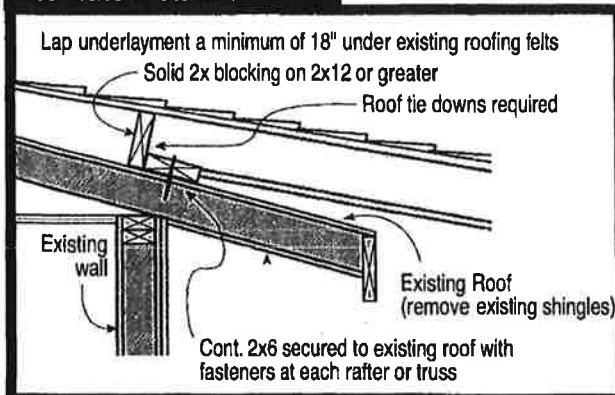
**City of Thornton Building Inspection Division**  
9500 Civic Center Drive Thornton, CO 80229  
303-538-7250  
buildings@thorntonCO.gov

# Single Family Residential Patio Covers & Carports

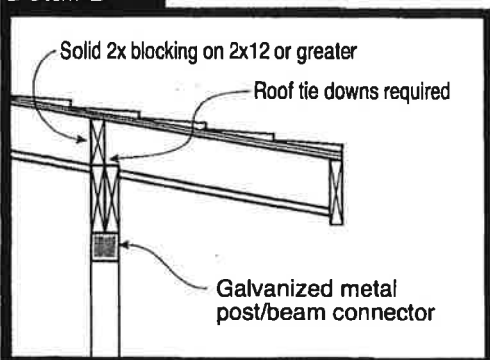
Detail A



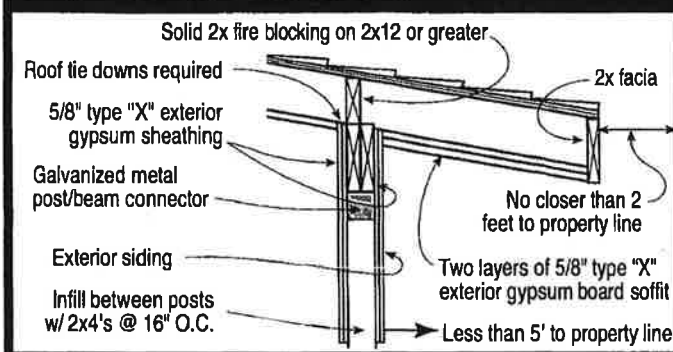
Alternate Detail A



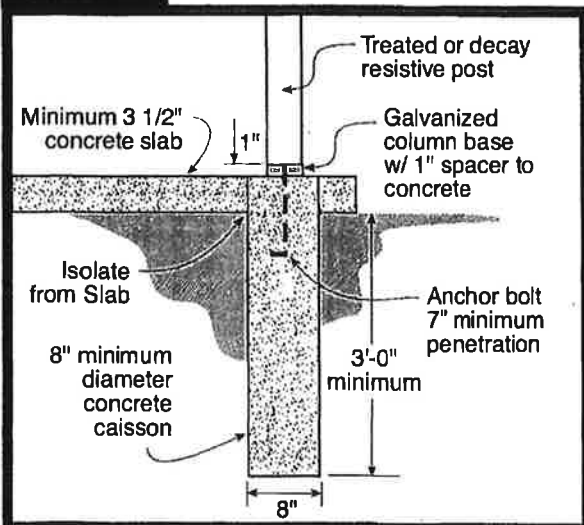
Detail B



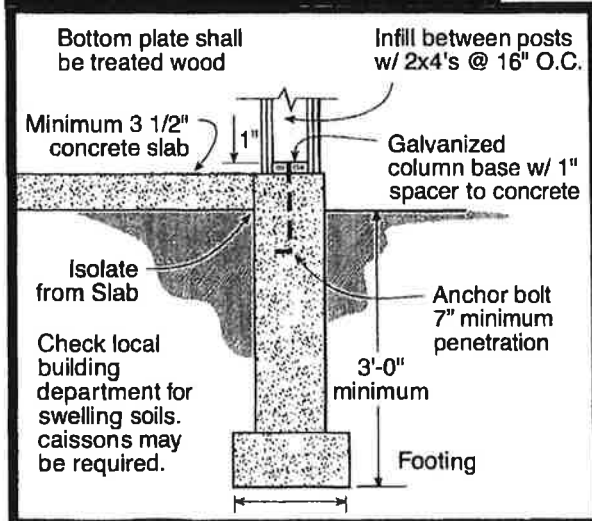
Alternate Detail B - 1 Hour Wall



Detail C



Alternate Detail C - 1 Hour Wall



This handout was developed by the Colorado Chapter of the International Code Council as a basic plan submittal under the 2012 International Residential Code. It is not intended to cover all circumstances. Check with your Department of Building Safety for additional requirements.

**City of Thornton Building Inspection Division**  
9500 Civic Center Drive Thornton, CO 80229  
303-538-7250  
buildings@thorntonCO.gov

## Approved Asphalt Shingles

### Atlas:

- All 45 year and longer warranted product
- Pinnacle 35 year<sup>1</sup>

### Certain Teed:

- All 40 year and longer warranted products
- XT 30<sup>1</sup>
- Landmark and Landmark Woodscape<sup>1</sup>

### GAF – Elk

- All 40 year and longer warranted products
- Timberline Ultra HD
- Timberline HD formerly called Prestique High Definition 30<sup>1</sup>
- Timberline 30 "Shadow Accent" or "Natural Shadow"<sup>2</sup>
- GAF Monaco

### Tamko:

- All Heritage Products

### Owens Corning:

- Berkshire, Woodmoor, Woodcrest
- Weather Guard HP
- Duration Series
- Oakridge 30<sup>1</sup>

### Malarkey:

- All 40 year and longer warranted products
- Alaskan and Hurricane 35 year
- Legacy<sup>1</sup>
- Legacy with AB<sup>1</sup>
- Highlander

### IKO:

- Cambridge LT
- Roof Shake 40
- Cambridge 30 AR<sup>1</sup>
- Cambridge 30<sup>1</sup>

### Pabco Roofing Products:

- All 40 year and longer warranted products
- Pabco Premier 30<sup>3</sup>
- Pabco SG-30<sup>3</sup>

---

<sup>1</sup> Must be installed in accordance with the manufacturer's high wind installation requirements.

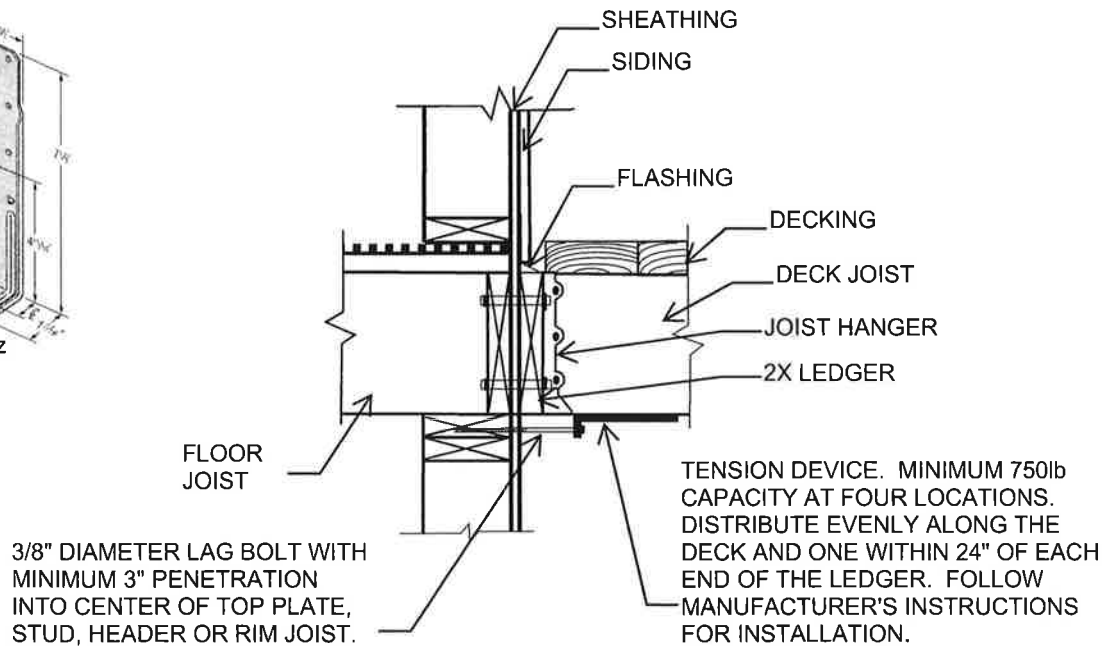

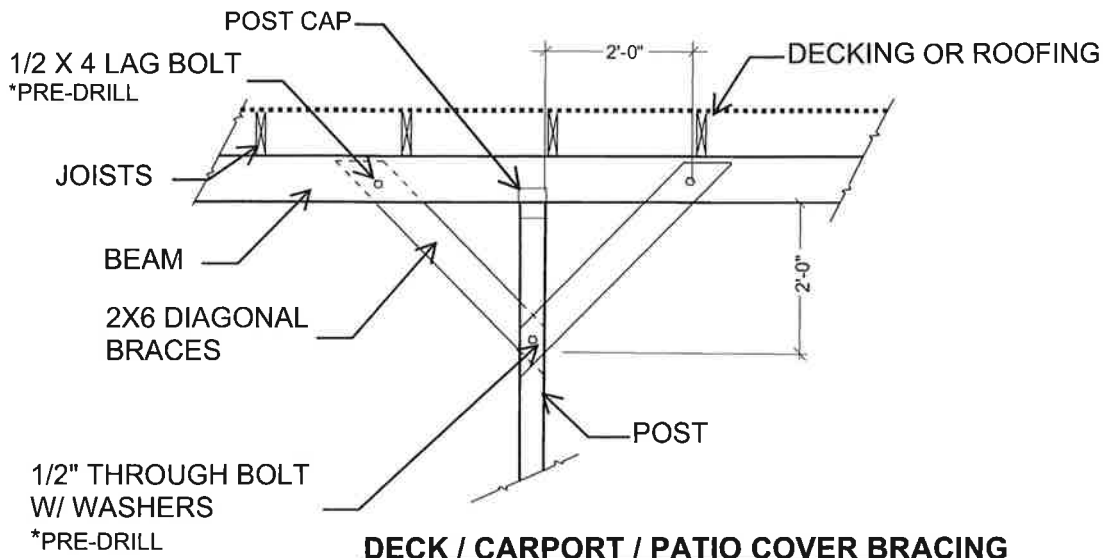
<sup>2</sup> Requires installation of six nails per shingle and GAF specific starter strip on both the rake and eaves.

<sup>3</sup> Must be properly installed with six nails, Pabco Universal Starter, and paramount Starter (when required).

The manufacturers and shingle types are not all inclusive. The Building Inspection Division will consider any shingle that carries a national wind warranty for 80 mph sustained or 90 mph 3-second gust. Shingles shall be approved prior to permit issuance.

**NOTICE:** Some manufacturers require that a warranty upgrade be purchased in order to be covered for the stated wind speed. Please consult the shingle manufacturer's representative for details.

# Single Family Residential Uncovered Decks and Porches



## DECK LATERAL ATTACHMENT

Suggested website for deck connector instructions.

<https://www.youtube.com/watch?v=JvsoRUqJeqE>

**City of Thornton Building Inspection Division**

9500 Civic Center Drive Thornton, CO 80229

303-538-7250

buildings@thorntonCOgov