



Boxelder “Sensation” *Acer negundo*

Mature Size (H x W) (45x35)

Tree Shape: Rounded

Growth Rate: Fast

Soil Moisture: Low-Moderate

Aesthetic Value and Cultural Hints: Red fall color, male(no seeds). Tolerant of alkaline soils and harsh sites.



Tatarian Maple “Hot Wings” *Acer tataricum*

Mature Size (H x W) (20x20)

Tree Shape: Rounded, spreading

Growth Rate: Moderate

Soil Moisture: Moderate

Aesthetic Value and Cultural

Hints: Red-winged seeds in summer, very ornamental. Orange-red fall color.



Shumard Oak

Quercus shumardii

Mature Size (H x W)
(45x30)

Tree Shape: Rounded

Growth Rate: Moderate

Soil Moisture: Moderate

Aesthetic Value and Cultural Hints: Excellent urban adaptability and drought tolerant with acorns that attract wildlife. This tree is very tolerant to high pH soils and is considered a drought tolerant species. Shumard Oak is great shade tree with leathery, lustrous dark green leaves in the summer which turns into an outstanding deep crimson-red in the fall.



Peking Tree Lilac “China Snow” or “Great Wall”

Syringa pekinensis 'Mortin' or 'WFH2'

Mature Size (H x W) (20x18)

Tree Shape: Upright, ovel-spreading

Growth Rate: Slow to Moderate

Soil Moisture: Moderate

Aesthetic Value and Cultural Hints: The Peking Lilac tree is a beautiful deciduous tree. Flowers set in late spring/summer and are creamy white and very fragrant. Grows to a height of 20 feet with a rounded crown. Copper color exfoliating bark is also an attractive feature of this tree, especially in winter. Loves sun and cold hardy. Low maintenance tree.



Northern catalpa *Catalpa speciosa*

Mature Size (H x W)
(50x25)

Tree Shape: narrow,
upright

Growth Rate: Fast when young slows as it gets older

Soil Moisture Moderate

Aesthetic Value and Cultural Hints: Showy, white, orchid-like flowers in early summer. Bean-like pods often remain on trees all winter. Large heart-shaped leaves.



Chinkapin Oak

Quercus muehlenbergii

Mature Size (H x W) (40-50x50-60)

Tree Shape: Broad, spreading

Growth Rate: Moderate

Soil Moisture: Moderate

Aesthetic Value and Cultural Hints:

Tolerates alkaline soils and drought. Adapts to many soil conditions. The bark is an ashy light gray that breaks into narrow, thin flakes. Early pioneers used its straight wood to make thousands of miles of fences in the states of Ohio, Kentucky and Indiana. Later on, the trees were used to fuel the steamships that ran from Pittsburgh to New Orleans. They were also used as railroad ties for the new railroads that crisscrossed the Midwest



Kentucky Coffeetree ‘Espresso’
Gymnocladus dioica

Mature Size (H x W) (50x35)

Tree Shape: Variable

Growth Rate: Moderate

Soil Moisture: Low

Aesthetic Value and Cultural Hints: Seedless male cultivar.

Interesting winter form. Yellow fall color. Drought tolerant



Eastern Redbud

Cercis canadensis

Mature Size (H x W) (30x25)


Tree Shape: Rounded

Growth Rate: Moderate

Soil Moisture: Moderate

Aesthetic Value and Cultural

Hints: Eastern Redbud, is a small deciduous tree that produces large clusters of purplish-pink blossoms early in the spring before the leaves appear. The heart-shaped leaves are green through the summer and turn yellow in the fall. The Eastern Redbud only grows to a height of 20-30 feet with spreading and ascending branches. Sun to partial shade. Will tolerate a range of soil types.



Glenleven Linden

Tilia x flavescens 'Glenleven'

Mature Size (H x W) (45x30)

Tree Shape: Irregular, Pyramidal

Growth Rate: Moderate

Soil Moisture: Moderate

Aesthetic Value and

Cultural Hints: Hybrid between a Littleleaf and American Linden. Excellent urban adaptability. This tree is tolerant to high pH soil. Great shade tree for a yard. Prone to leaf scorch, so help it during the droughts. It has a yellow fall color and pale-yellow flowers that bees love in June that are fragrant!



Autumn Brilliance Serviceberry

Amelanchier x grandiflora
'Autumn Brilliance'


Mature Size (H x W) (20x20)

Tree Shape: Spreading to Vase Shape

Growth Rate: Moderate

Soil Moisture: Moderate

Aesthetic Value and Cultural Hints: It has spectacular white flowers, edible fruit that attracts birds, and brilliant red fall color. Full sun to part shade. This serviceberry tolerates partial shade and is disease resistant.



Bigtooth Maple

Acer grandidentatum
'Schmidt' Rocky Mountain Glow

Mature Size (H x W)
(25x15)


Tree Shape: Oval

Growth Rate: Slow to Moderate

Soil Moisture: Low to Moderate

Aesthetic Value and Cultural Hints:

Selected from Utah seed source. Faster growing than standard species. It has wonderful orange - yellow fall color. Does well in our dry climate and soils wonderful small trees for urban landscapes. Should not be planted along major roads due to poor salt tolerance.



Princeton Elm

Ulmus americana
'Princeton'

Mature Size (H x W)
(60x50)

Tree Shape: Upright vase

Growth Rate: Fast

Soil Moisture: Moderate



Aesthetic Value and Cultural Hints:

Introduced in 1922 by Princeton Nurseries of New Jersey, it has proven for more than a century to be tolerant of Dutch elm disease. Elm has a great upright form, strong branching, and is air pollution tolerant and drought tolerant once established. Fall leaf color is yellow. Adaptable to many different soil types. Regular pruning is advisable once established.

