

Thornton Infrastructure: By the Numbers




1,317
Paved Roadway Lane Miles

\$247M
Capital Improvement Program (95+ projects)



667 Miles
Water Mains

16
Water Pump Stations



190
Traffic Signals





37
Roundabouts

229
Dedicated Infrastructure Employees



6,004
Fire Hydrants



2
Drinking Water Treatment Plants



19
Tandem Snow Plow Trucks






13.92%
Waste Diverted from Landfill



11
Drinking Water Reservoirs



13,810
Sewer Manholes



9,812
Streetlights



111.9
Miles of Bike Lanes



4
RTD FasTracks N-Line Stations In or Adjacent to Thornton

5,685
Tons of Recycling Collected Annually




514
Miles of Sewer Mains

73
Gallons Per Person Per Day Average Consumption


2,505
Tons of Debris Swept Up from Streets




173
Miles of Storm Sewer




8 Billion
Gallons of Water Delivered to the Community Annually



44,370
Water Meters



9
Drinking Water Storage Tanks



16
Water Efficiency Programs

WITHOUT WATER
— life would be —
PRETTY DRY
THORNTONWATER.COM

