


## Thornton Municipal Court ZOOM Remote Hearing Instructions

Zoom allows for video conferencing for Court Hearings. All participants can appear through video conferencing in a virtual meeting room. If a participant does not have video capability, they can call into the "Meeting Room" by phone. See Call-in Instructions. All court hearings are recorded.

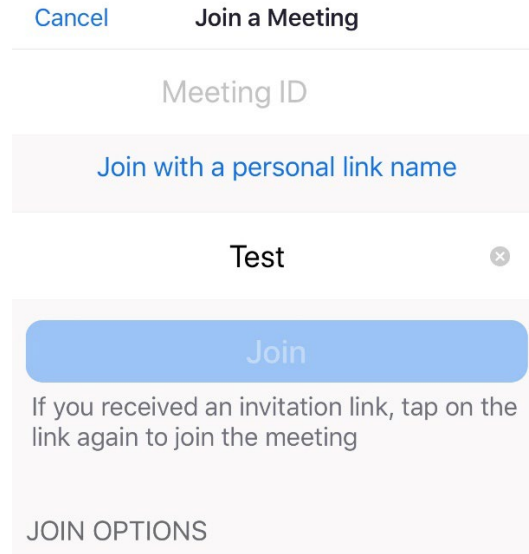
Join via the web using a smart phone, tablet, laptop, or computer. First, you will need to download the ZOOM application (for free) onto your smart phone, tablet, laptop, or computer.

### Zoom Meeting using a PHONE or TABLET

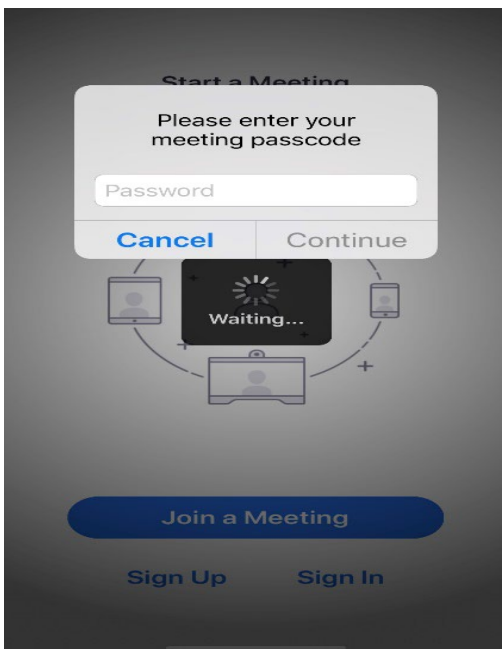
#### 1) Select Join Meeting



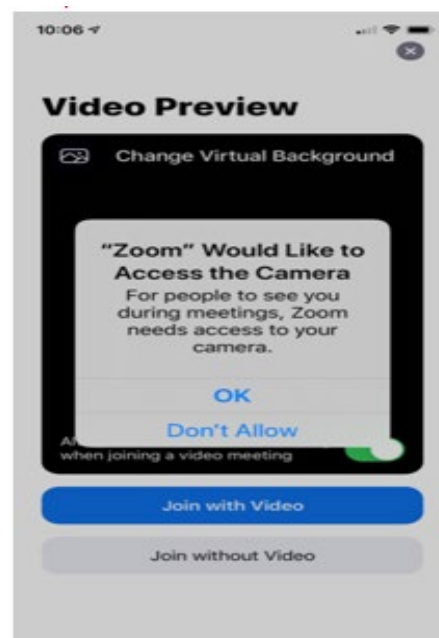
#### 2) Type in Meeting ID (located on your Remote Notice)



#### 3) Type in Meeting Passcode



#### 4) Allow Access to Camera, Join with Video & Audio



5) You will see the Thornton Municipal Court Waiting Room; you will remain at this screen until the Host admits you.

Zoom



**Please wait, the meeting host will let you in soon.**

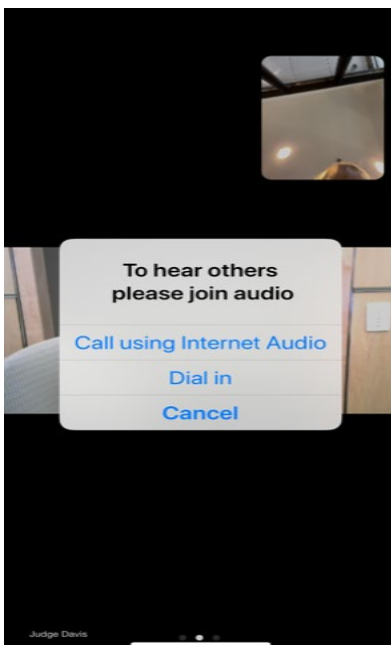
**Mon, Aug 24, 2020 -  
Courtroom A Session- A-L**

Welcome to the Thornton  
Municipal Court


Have you read your Advisement of Rights? If not, please visit [thorntonco.gov/court](http://thorntonco.gov/court) to locate the Advisement of Rights.

The Host will admit you into the Courtroom session as soon as possible. Please understand, you may be in the Waiting Room for a period of time. Please be respectful of courtroom proceedings. Remain muted until called upon by the court

6) Once admitted, please select Call using Internet Audio

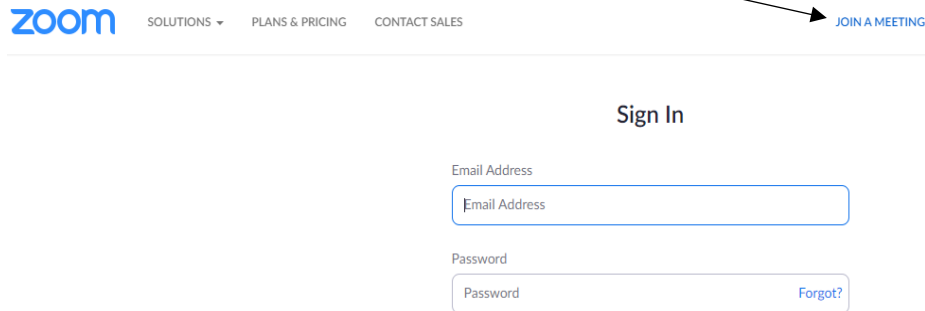


You can tap the screen and the control buttons will appear at the bottom of the screen. This is where you can Unmute, & turn on or off your Video. You can leave the meeting by clicking on Leave.



## Zoom Meeting Using a COMPUTER

- 1) Open the Zoom website.
- 2) Select Join A Meeting



zoom SOLUTIONS ▾ PLANS & PRICING CONTACT SALES JOIN A MEETING

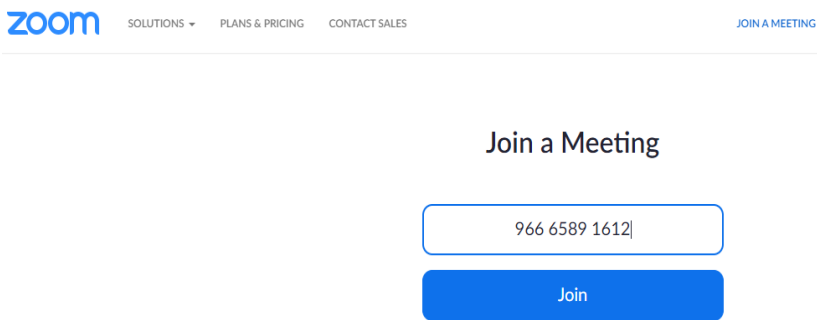
### Sign In

Email Address

Password

 [Forgot?](#)

- 3) Enter the Meeting ID (located on your Remote Hearing Notice)

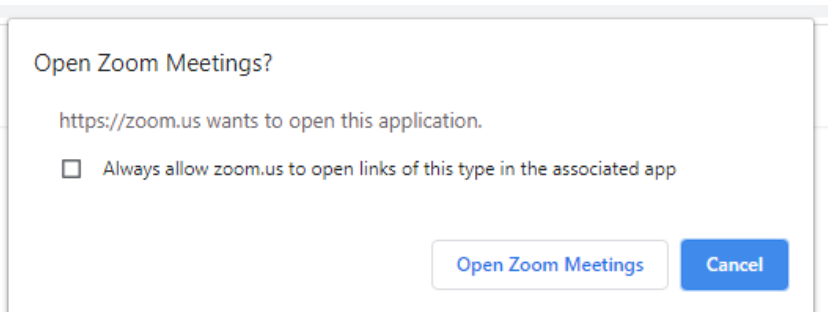


zoom SOLUTIONS ▾ PLANS & PRICING CONTACT SALES JOIN A MEETING

### Join a Meeting

Join

- 4) Select Open Zoom Meetings



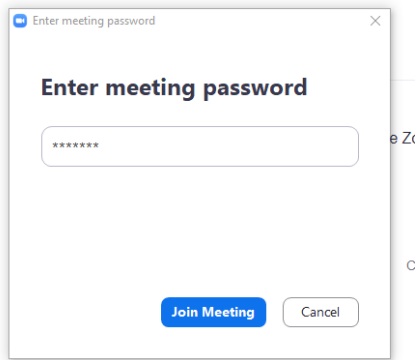
Open Zoom Meetings?

https://zoom.us wants to open this application.

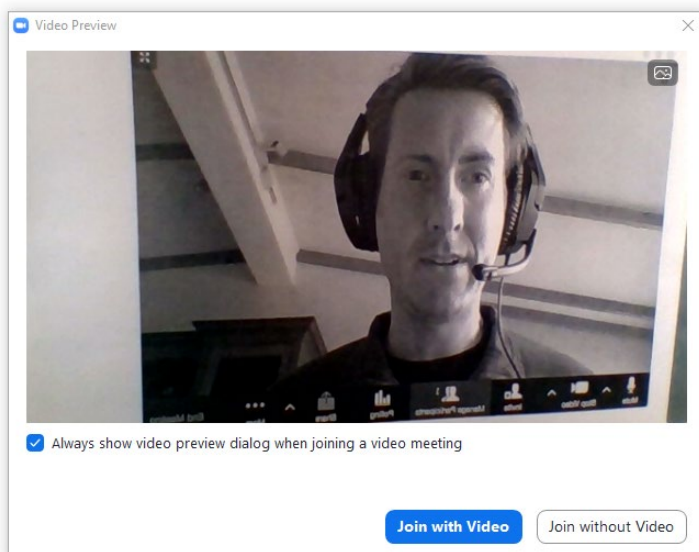
Always allow zoom.us to open links of this type in the associated app

Open Zoom Meetings Cancel

5) Enter the meeting password (located on your Remote Notice), then hit Join Meeting



6) Select Join with Video



7) Next, you will see the message for the Waiting Room. The host will let you into the Zoom Meeting soon.

Please wait, the meeting host will let you in soon.

Mon, Aug 24, 2020 - Courtroom B Session- M-Z

Welcome to the Thornton Municipal Court

Have you read your Advisement of Rights? If not, please visit [thorntonco.gov/court](http://thorntonco.gov/court) to locate the Advisement of Rights and read them.

The Meeting Host will admit you into the session as soon as possible. Please understand, you may be in the Waiting Room for a period of time.

## **CALL-IN INSTRUCTIONS BY PHONE – AUDIO ONLY**

The presiding judge prefers to conduct remote hearings with video and audio. However, in extenuating circumstances the judge will allow an audio-only conference.

You may call this number **312-626-6799** – enter the Meeting ID, the Participation Number is the # sign, then it will ask for the Password for the Courtroom Session. Once you enter the information, you will be connected to the Zoom meeting with audio only.

**Select \*6 to unmute your call.**